

MAGFORMERS®

Intelligent Magnetic Construction Set For Brain Development

WALKING ROBOT SET

MAGFORMERS MODEL BOOKLET



MAGFORMERS LLC

Magformers Walking Robot Set

Magformers Walking Robot Set comes with a Battery Pack and a Walking Block. Make many different types of moving robots. Be creative and make your own unique robot. Magformers will help grow creativity with moving robots.

01 Composition (45PCS)



02 How to Use Battery Pack



Power Button

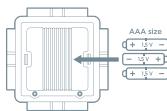
The Battery Pack gives power to the Walking Block. If you press the power button, the robot will walk. Please put 3 AAA batteries according to (+) and (-) poles. (The battery is not included.)

04 Warnings

- If the Battery Pack moves slowly or does not work smoothly, there might be a power issue. Please change the batteries.
- Please make sure to turn off the power after use since it may drain the battery.
- Please do not throw, or drop Battery Pack.

The Battery Information

- Battery Pack AAA 1.5V × 3



Battery Pack

03 How to Use Engine Block



The Engine Block delivers the power of the Battery Pack to the Walking Block. You can control the walking speed. You can also stop the movement of the legs.

01 You can control the walking speed with the speed control button.

Pink Button

02 If you flip the button up, the Walking Block will stop walking. (The connector plugged on both sides will rotate.)

Pink Button

How to Remove and Insert Replaceable Batteries

- Remove screws and place three AAA batteries in the correct position as displayed inside.
- Non-rechargeable batteries are not to be recharged.
- Rechargeable batteries are to be removed from the toy before being charged.
- Rechargeable batteries are only to be charged under adult supervision.
- Batteries are to be inserted with the correct polarity.
- Exhausted batteries are to be removed from the toy.
- The supply terminals are not to be short-circuited.

Many robots live together in the Magformers robot village!

Baby robots go to school and play with living doll robots. And robots who like nature enjoy a picnic and spend a day outside. In the peaceful robot village, there are hero robots too who defeat the villain robots.

Have fun making many different robots with Magformers!



05 Make Magformers **Basic Robot**

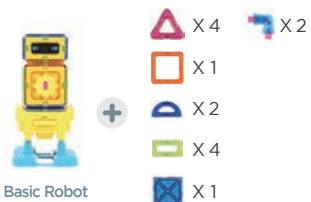
Magformers robots start from the basic robot. Make a basic robot form and then make many different robots.



Put an 90° Auto Connector onto the Engine Block, and make a robot arm. You can choose the angle, and have fun with the arm-shape.

Boy Robot Going to School

Composition



Front



Back



Girl Robot Going to School

Composition



+

-  X 4
-  X 4
-  X 1
-  X 1
-  X 2
-  X 2
-  X 4
-  X 1


Basic Robot



Front



Back



Clockwork Toy Robot

Composition



Basic Robot



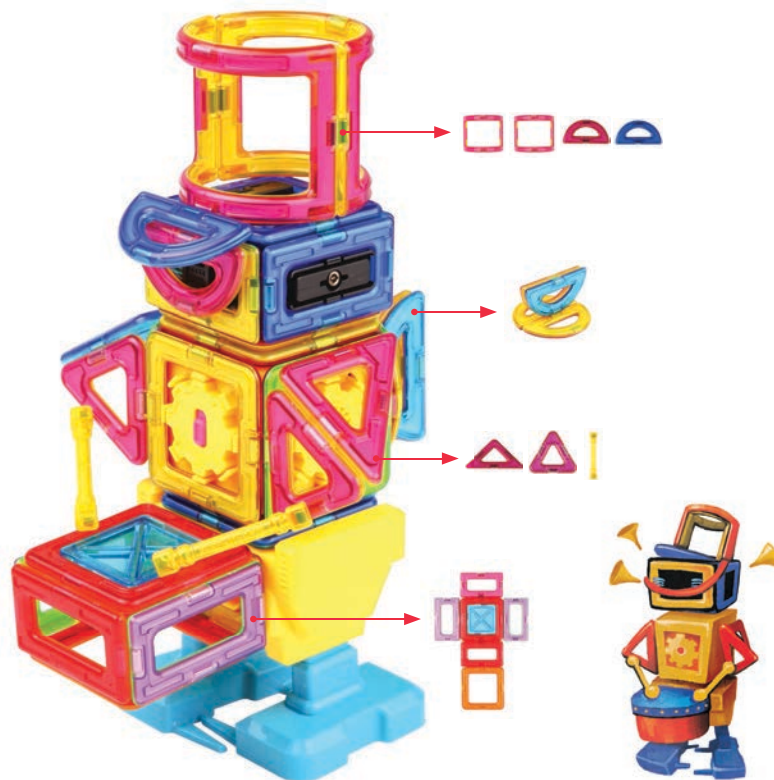
- X 2
- X 1
- X 2
- X 2
- X 6
- X 2
- X 4
- X 2



Front



Back



Space Robot

Composition



+

Basic Robot

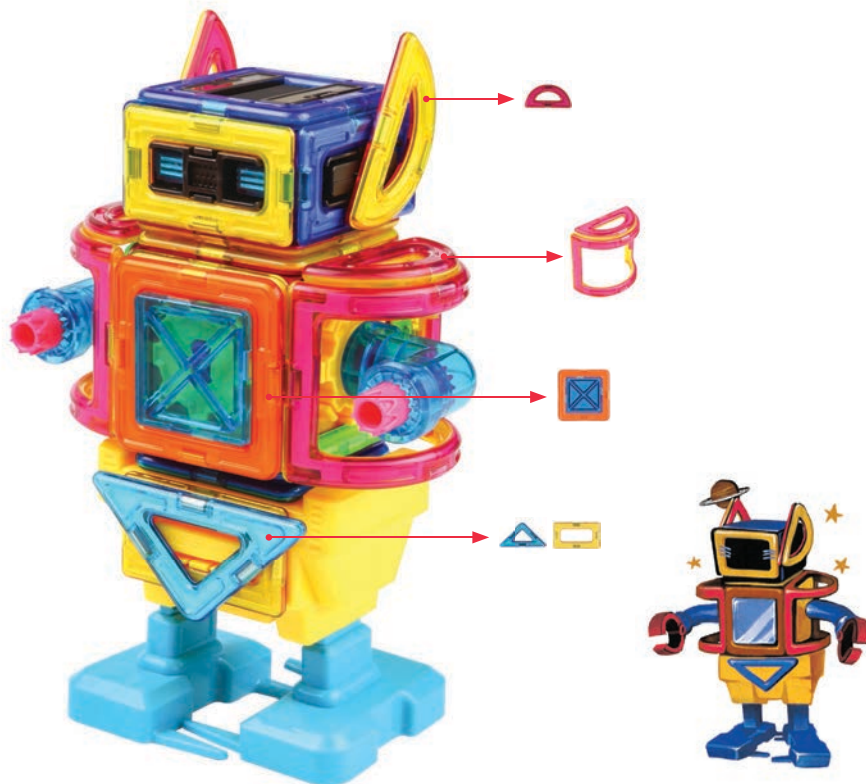
-  X1
-  X1
-  X1
-  X2
-  X4
-  X2
-  X1



Front



Back



Gentleman Robot Enjoying a Picnic

Composition



Basic Robot



X 6

X 1

X 4

X 1

X 2



Front



Back



Lady Robot Enjoying a Picnic

Composition



Basic Robot



-  X 2
-  X 4
-  X 1
-  X 1
-  X 2
-  X 2
-  X 6
-  X 2



Front



Back



Villain Robot

Composition



Basic Robot



- | | | | |
|--|-----|--|-----|
| | X 1 | | X 1 |
| | X 2 | | X 1 |
| | X 2 | | X 2 |
| | X 6 | | X 2 |
| | X 2 | | |



Front



Back



Hero Robot

Composition



+

-  X2
-  X1
-  X1
-  X2
-  X2
-  X3
-  X2


Basic Robot




Front



Back





Battery Warnings

- If putting a battery in it or using it mistakenly, overheating, rupture and lachrymal fluid could be caused.
- When lachrymal fluid oozes out, never touch it with hands.
- When the fluid which comes out from the battery is stained with the skin or the clothes and gets into the eye, counsel with the doctor immediately.
- Do not mix old and new batteries.
- Do not mix alkaline, standard(carbon-zinc), or rechargeable(nickel-cadmium) batteries.
- Turn off the power when not in use.
- After playing, turn off the power without fail and keep it separate from others.
- Separate the used battery safely.

US Patent No. 7,154,363,B2

©2014 MAGFORMERS® LLC. All rights reserved. MAGFORMERS® is a registered trademark of MAGFORMERS® LLC.

Please retain this information for future reference. Please remove all packaging before entrusted to a child.



MAGFORMERS LLC

417 Forest Ave.
Plymouth, MI 48170
Ph. 1-734-667-1673
Fx. 1-888-408-9069

E-Mail: info@magformers.com
facebook.com/magformersllc

This book is a work protected by copyright, thus, any unauthorized copying or reproduction of the content is strictly prohibited. In order to use any or all content, you must receive the consent of MAGFORMERS LLC, the copyright holder and owner of its publication rights.

